



CES Leadership Team Meeting

October 3, 2022

<https://www.csh.org/chicagoces/>

August 23, 2022
2:30 - 4:30PM
Virtual Meeting

Coordinated Entry Leadership Team Description	The Chicago Coordinated Entry Leadership Team was created to offer oversight and guidance to the Coordinated Entry System (CES) by giving input and direction to shape the CES vision while finding solutions to improve the overall system. This group is facilitated by CSH and meets monthly as a team while smaller break-out groups may meet more often as needed. This team is comprised of leaders from the CoC including the CE Lead Entities and can call upon additional critical voices as needed.
CE Leadership Team Objectives	<ul style="list-style-type: none">• Vision setting• CES compliance and performance monitoring• Prioritization oversight• Amend CES Policies and Procedures, as needed

**October 3rd, 2022
2:30 - 4:30PM
Virtual Meeting**

**Voting
Members**

CE Leadership Team Voting Member 7.20.2022				
	Name	Organization	Role	Email Address
1	Amber Westbrooks		Youth Action Board	amberwestbrooks23@gmail.com
2	Angela Brooks	Corporation for Supportive Housing	CE Lead Entity	angela.brooks@csh.org
3	Beth Horwitz	All Chicago	System Facilitator/HMIS	bhorwitz@allchicago.org
4	Betty Washington	Deborah's Place - Residential Services Director	Housing	bwashington@DeborahsPlace.org
5	Christine Riley	DFSS	Funder	Christine.Riley@cityofchicago.org
6	Dianna Mitchell	Inner Voice	Crisis Response	dmitchell@ivchi.org
7	Dr. Sanja Stinson	Matthew House	Crisis Response	eldersanja@ameritech.net
8	Emi Santiago		Crisis Response	Emi@legalcouncil.org
9	Jackie Huckabee	Heartland Human Care Services Housing		JHuckabee@heartlandalliance.org
10	Jennifer Jimenez	Center for Housing and Health	System Facilitator	JJimenez@aidschicago.org
11	LaShunda Brown	Primo Center	Families	sbrown@primocenter.org
12	Laura Bass	Facing Forward	DV	laura@ffchicago.org
13	Loren Webb	Catholic Charities	System Facilitator	lwebb@catholiccharities.net
14	Megan Wickman	LYTE Collective	Youth Affinity Group	megan@lytecollective.org
15	Otha Gaston	Lived Experience Commission (LEC)	LEC	otha.gaston@gmail.com

Quorum: 8

Agenda

Number	AGENDA ITEM	TIMING	PERSON FACILITATING
1.	Welcome and Introductions -Names, pronouns, & agency in the chat	Via Chat	Angela (CSH)
2.	Prioritization Data (information in Packet)		
3.	Chronically Homeless Motion		Laura Bass
4.	Revisions to the Matching/Transfer Form		Justine Allenbach/Johnna Lowe
5.	Committee Updates		Clare
6.	Committee Updat		

Coordinated Entry Temporary Prioritization Data

The CE Temporary Prioritization focused on households at high risk for COVID-19 and tested negative was implemented on 5/11/20. This plan was updated to more broadly include all households at risk of COVID-19 complications and this [CE Temporary Prioritization 2.0](#) began on 8/3/20.

Total Participants Matched and Housed (As of 09/16/22)

2020

Month	Total Matched	Total Housed
May (since 5/11) 2020	144	8
June 2020	284	15
July 2020	214	51
August 2020	174	49
September 2020	283	71
October 2020**	269	57
November 2020	299	115
December 2020	232	151
2020 Total	1899	517

2021

Month	Total Matched	Total Housed
January 2021	309	116
February 2021	526	168
March 2021	520	211
April 2021	369	200
May 2021	385	201
June 2021	389	162
July 2021	256	178
August 2021	228	118
September 2021	172	77
October 2021	275	98
November 2021	173	123
December 2021	186	115
2021 Total	3788	1767

2022

Month	Total Matched	Total Housed
January 2022	180	97
February 2022	235	146
March 2022	279	162
April 2022	248	153
May 2022	261	115
June 2022	302	88
July 2022	266	67
August 2022	247	51
September 2022	122	25
2022 Total	2141	904
Total # since 5/11/20	7828	3188

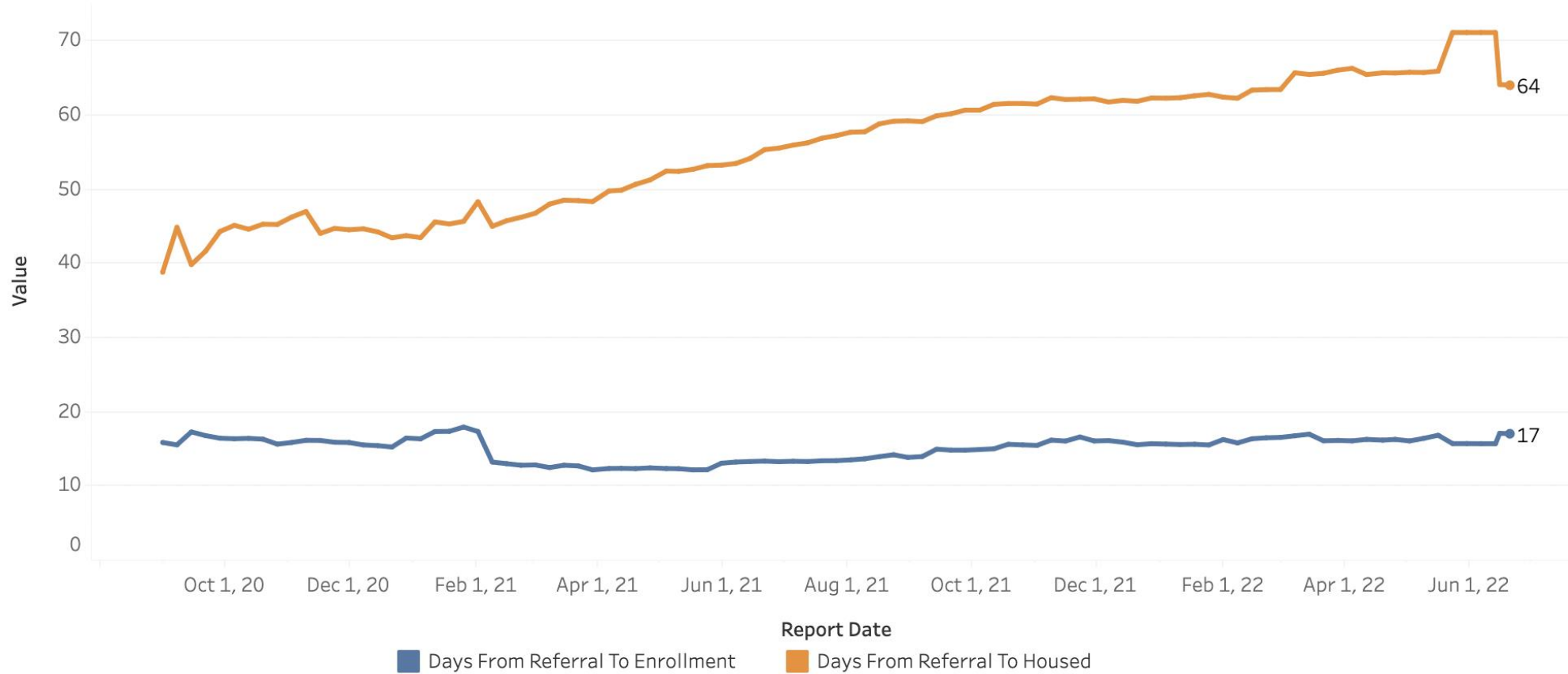
**CARES Act funding begins

Time from Match to Housed

Updated data from September unavailable at this time.

Per the [HMIS Data Dashboard](#) on 06/21/22, the average time to housing after a match is **64 days**.

Match to Enrollment History



Demographics of Matched & Housed Participants (*As of 09/16/22*)

Race

Ethnicity

Race	Total Matches	Percentage of All Matches	Total Housed	Percentage of All Housed
American Indian, Alaska Native, or Indigenous	74	1%	35	1%
Asian or Asian American	37	< 1%	11	<1%
Black, African American, or African	6350	81%	2640	83%
Native Hawaiian or Pacific Islander	27	<1%	12	<1%
White	1130	14%	452	14%
More than one race listed	4	<1%	0	0%
Did not answer	203	3%	38	1%

homelessness identify as Black, African American, or African.

Ethnicity	Total Matches	Percentage of All Matches	Total Housed	Percentage of All Housed
Hispanic/Latin(a)(o)(x)	613	8%	284	9%
Non-Hispanic/Non-Latin(a)(o)(x)	7076	90%	2878	90%
Unknown	139	2%	26	1%

homelessness identify as Hispanic or Latin(a)(o)(x).

Demographics of Matched & Housed Participants (As of 09/16/22)

Age

Age Group	Total Matches	Percentage of All Matches	Total Housed	Percentage of All Housed
18-24	2245	29%	624	20%
25-59	3870	49%	1911	60%
60 and above*	1648	21%	653	20%
Unknown	65	1%	0	0%

*All households over the age of 60 are considered to be at high-risk for COVID-19 complications

Per the HMIS Data Dashboard on 09/26/22, **5% of households** experiencing homelessness are over the age of 64.

Veteran Status

Veteran Status	Match Total	Percentage of All Matches
Veteran	1214	16%
Non-Veteran	6522	83%
Did Not Answer	92	1%

Gender

Gender	Match Total	Percentage of All Matches	Housed Total	Percentage of All Housed
Female	3389	43%	1397	44%
Male	4257	54%	1728	54%
Female, Transgender	83	1%	24	1%
Male, Transgender	15	<1%	3	<1%
Transgender	23	<1%	14	<1%
A gender other than singularly female or male	40	<1%	11	<1%
Questioning	1	<1%	2	<1%
Did not answer	20	<1%	9	<1%

Per the HMIS Data Dashboard on 09/26/22, **42% of households** experiencing homelessness identify as female.

Matching Set-Asides within CE Temporary Prioritization Plan *(As of 09/16/22)*

Set Aside Population	Set Aside	Total Matches	Percentage of All Matches
Youth	10%	21245	29%
Families	20%	1808	23%
Unsheltered	10%	3083	39%

Matching Set-Asides within CE Temporary

Prioritization Plan (As of 09/16/22)

Youth

Families

Unsheltered

Month	Total Matches	Percentage of Matches
May 2020	15	10%
June 2020	26	9%
July 2020	50	23%
August 2020	44	25%
September 2020	111	39%
October 2020*	98	36%
November 2020	104	35%
December 2020	58	25%
January 2021	116	38%
February 2021	169	32%
March 2021	109	21%
April 2021	94	26%
May 2021	123	32%
June 2021	99	25%
July 2021	81	32%
August 2021	55	24%
September 2021	53	31%
October 2021	57	21%
November 2021	38	22%
December 2021	44	24%
January 2022	70	39%
February 2022	60	26%
March 2022	102	37%
April 2022	86	35%
May 2022	59	23%
June 2022	132	44%
July 2022	90	34%
August 2022	60	24%
September 2022	43	35%

Month	Total Matches	Percentage of Matches
May 2020	12	8%
June 2020	26	9%
July 2020	29	14%
August 2020	26	15%
September 2020	92	33%
October 2020*	83	31%
November 2020	75	25%
December 2020	55	24%
January 2021	101	33%
February 2021	136	26%
March 2021	103	20%
April 2021	83	23%
May 2021	89	23%
June 2021	85	22%
July 2021	57	23%
August 2021	40	18%
September 2021	33	19%
October 2021	71	26%
November 2021	24	14%
December 2021	49	26%
January 2022	51	28%
February 2022	65	28%
March 2022	87	31%
April 2022	75	30%
May 2022	78	30%
June 2022	78	26%
July 2022	54	20%
August 2022	28	11%
September 2022	23	19%

Month	Total Matches	Percentage of Matches
May 2020	61	42%
June 2020	72	25%
July 2020	116	54%
August 2020	68	39%
September 2020	137	48%
October 2020*	102	38%
November 2020	84	28%
December 2020	76	33%
January 2021	103	33%
February 2021	226	43%
March 2021	175	34%
April 2021	136	37%
May 2021	158	41%
June 2021	161	41%
July 2021	110	43%
August 2021	71	31%
September 2021	80	47%
October 2021	102	37%
November 2021	90	52%
December 2021	84	45%
January 2022	98	54%
February 2022	97	41%
March 2022	134	48%
April 2022	97	39%
May 2022	83	32%
June 2022	110	36%
July 2022	102	38%
August 2022	106	43%
September 2022	45	37%

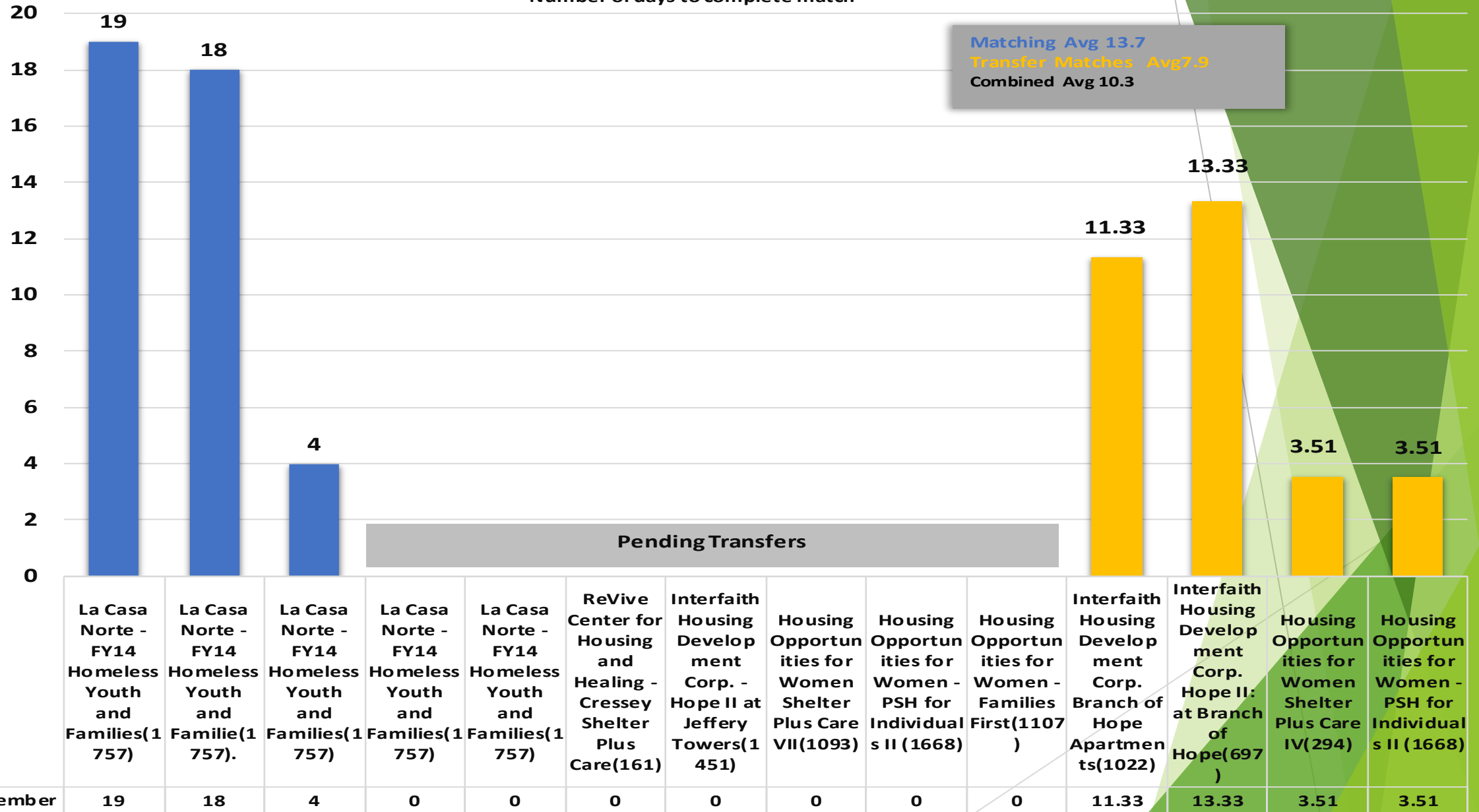
From the HMHS Data Dashboard on 09/20/22, 15 % of heads of

households experiencing homelessness are youth between the ages of 18 and 24.

From the HMHS Data Dashboard on 09/20/22, 19 % of

households experiencing homelessness are families.

Number of days to complete match

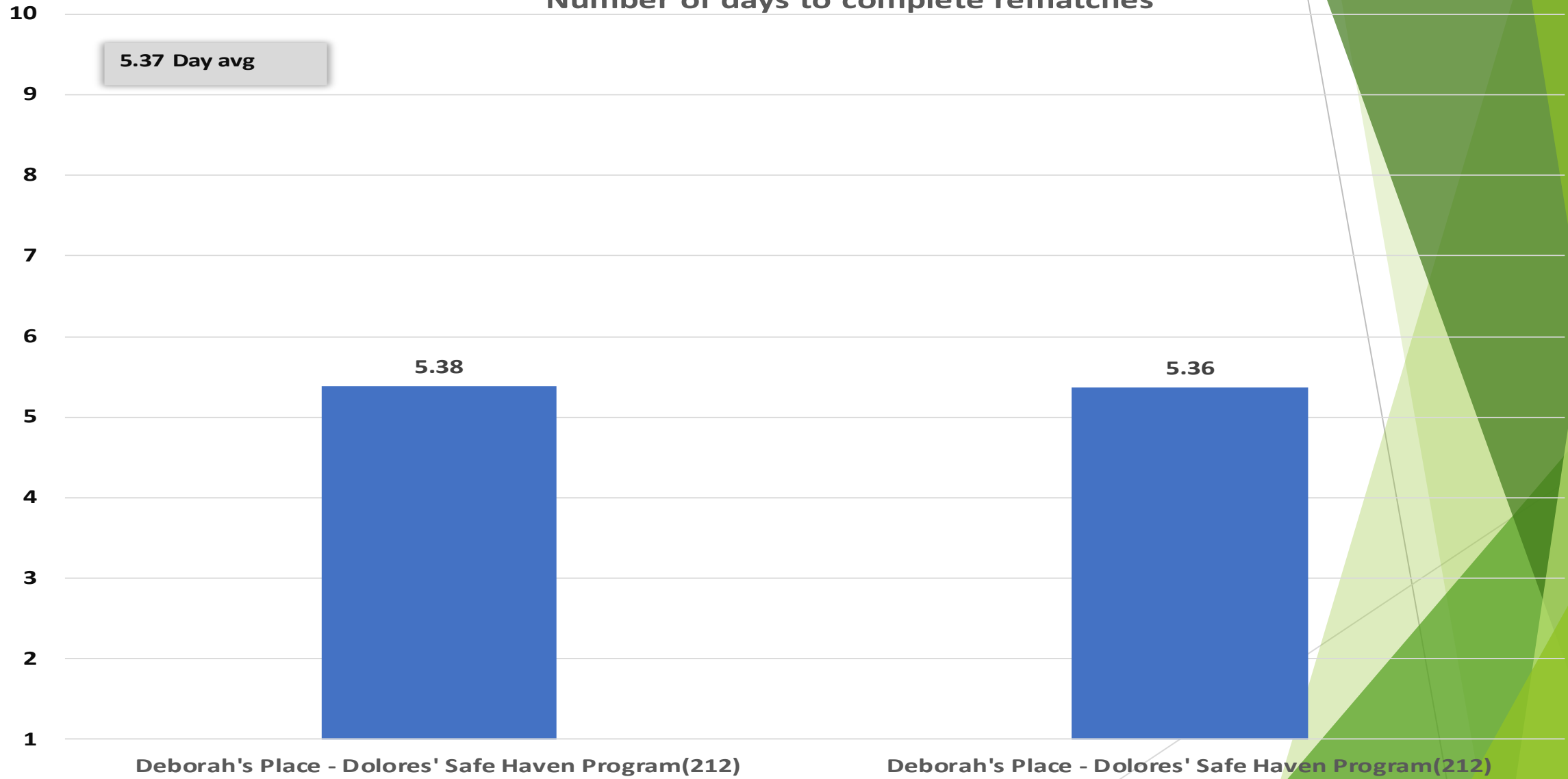


Matching Avg 13.7
 Transfer Matches Avg 7.9
 Combined Avg 10.3

Pending Transfers

September

Number of days to complete rematches



Chronically Homeless Status Motion

Laura Bass

Motion reads

- ▶ If the matching team cannot identify a Chronically homeless household for a PSH unit , that they move to the next prioritized non-chronic but homeless and disabled household IF the project's contract allows that.

Committee Updates

The background features abstract, overlapping geometric shapes in various shades of green, ranging from light lime to dark forest green. These shapes are primarily located on the right side of the slide, creating a modern, layered effect. The text 'Committee Updates' is positioned on the left side of the slide in a clean, sans-serif font.

ITEAM Updates

ITEAM Members

CES Prioritization Update

Jessica Smith/Johnna Lowe

Matching Subcommittee

Laura Bass